


Câmara Municipal do Seixal	DADOS DO CONTROLO DA QUALIDADE DA ÁGUA PARA CONSUMO HUMANO NO CONCELHO DO SEIXAL	1º TRIMESTRE
	ZONA DE ABASTECIMENTO: BELVERDE	2019

Em conformidade com o Decreto-Lei n.º 306/2007, de 27 de agosto, alterado pelo Decreto - Lei n.º 152/2017 de 07 de dezembro, procedeu-se à verificação da qualidade da água da rede pública, através de análises periódicas na torneira do consumidor, segundo o Programa de Controlo da Qualidade da Água (PCQA) aprovado pela autoridade competente (ERSAR).

Parâmetro (unidades)	Valor Paramétrico (VP) fixado no DL 306/2007	Valores obtidos		N.º Análises superiores VP	% Cumprimento do VP	N.º Análises (PCQA)		% Análises Realizadas
		Mínimo	Máximo			Agendadas	Realizadas	
Escherichia coli (N/100 ml)	0	0	0	0	100%	3	3	100%
Bactérias coliformes (N/100 ml)	0	0	0	0	100%	3	3	100%
Desinfetante residual (mg/L)	---	0,10	0,16	---	---	3	3	100%
Alumínio (µg/L Al)	200	---	---	---	---	0	0	---
Amónio (mg/L NH ₄)	0,50	---	---	---	---	0	0	---
Número de colónias a 22 °C (N/ml)	Sem alteração anormal	4	24	---	---	3	3	100%
Número de colónias a 37 °C (N/ml)	Sem alteração anormal	0	14	---	---	3	3	100%
Condutividade (µS/cm a 20°C)	2500	484	685	0	100%	3	3	100%
Clostridium perfringens (N/100ml)	0	---	---	---	---	0	0	---
Cor (mg/L PtCo)	20	<5	<5	0	100%	3	3	100%
pH (Unidades pH)	≥6,5 e ≤9	7,4	7,5	0	100%	3	3	100%
Ferro (µg/L Fe)	200	---	---	---	---	0	0	---
Manganês (µg/L Mn)	50	---	---	---	---	0	0	---
Nitratos (mg/L NO ₃)	50	---	---	---	---	0	0	---
Nitritos (mg/L NO ₂)	0,5	---	---	---	---	0	0	---
Oxidabilidade (mg/L O ₂)	5	---	---	---	---	0	0	---
Cheiro a 25°C (Factor de diluição)	3	<3	<3	0	100%	3	3	100%
Sabor a 25°C (Factor de diluição)	3	<3	<3	0	100%	3	3	100%
Turvação (NTU)	4	<0,7	3	0	100%	3	3	100%
Antimónio (µg/L Sb)	5	---	---	---	---	0	0	---
Arsénio (µg/L As)	10	---	---	---	---	0	0	---
Benzeno (µg/L)	1,0	---	---	---	---	0	0	---
Benzo(a)pireno (µg/L)	0,010	---	---	---	---	0	0	---
Boro (mg/L B)	1,0	---	---	---	---	0	0	---
Bromatos (µg/L BrO ₃)	10	---	---	---	---	0	0	---
Cádmio (µg/L Cd)	5,0	---	---	---	---	0	0	---
Cálcio (mg/L Ca)	---	---	---	---	---	0	0	---
Chumbo (µg/L Pb)	25	---	---	---	---	0	0	---
Cianetos (µg/L CN)	50	---	---	---	---	0	0	---
Cobre (mg/L Cu)	2,0	---	---	---	---	0	0	---
Crómio (µg/L Cr)	50	---	---	---	---	0	0	---
1,2 - dicloroetano (µg/L)	3,0	---	---	---	---	0	0	---
Dureza total (mg/L CaCO ₃)	---	---	---	---	---	0	0	---
Enterococos (N/100 mL)	0	0	0	0	100%	3	3	100%
Fluoretos (mg/L F)	1,5	---	---	---	---	0	0	---
Magnésio (mg/L Mg)	---	---	---	---	---	0	0	---
Mercúrio (µg/L Hg)	1	---	---	---	---	0	0	---
Níquel (µg/L Ni)	20	---	---	---	---	0	0	---
Selénio (µg/L Se)	10	---	---	---	---	0	0	---
Cloretos (mg/L Cl)	250	---	---	---	---	0	0	---
Sódio (mg/L Na)	200	---	---	---	---	0	0	---
Sulfatos (mg/L SO ₄)	250	---	---	---	---	0	0	---
Carbono Orgânico Total (mg/L C)	Sem alteração anormal	---	---	---	---	0	0	---
Tetracloroeteno e Tricloroeteno (µg/L):	10	---	---	---	---	0	0	---
Tetracloroeteno(µg/L)	---	---	---	---	---	0	0	---
Tricloroeteno(µg/L)	---	---	---	---	---	0	0	---
Hidrocarbonetos Aromáticos Policíclicos (µg/L)	0,10	---	---	---	---	0	0	---
Benzo(b)fluoranteno (µg/L)	---	---	---	---	---	0	0	---
Benzo(k)fluoranteno (µg/L)	---	---	---	---	---	0	0	---
Benzo(ghi)perileno (µg/L)	---	---	---	---	---	0	0	---
Indeno(1,2,3-cd)pireno(µg/L)	---	---	---	---	---	0	0	---
Trihalometanos - total (µg/L):	100	---	---	---	---	0	0	---
Clorofórmio(µg/L)	---	---	---	---	---	0	0	---
Bromofórmio(µg/L)	---	---	---	---	---	0	0	---
Bromodiclorometano(µg/L)	---	---	---	---	---	0	0	---
Dibromoclorometano(µg/L)	---	---	---	---	---	0	0	---
Radão (Bq/L)	500	---	---	---	---	0	0	---
Alfa total (Bq/L)	0,1	---	---	---	---	0	0	---
Beta total (Bq/L)	1,0	---	---	---	---	0	0	---
Dose indicativa total (mSv)	0,10	---	---	---	---	0	0	---

Os resultados analíticos obtidos na zona de abastecimento de Belverde demonstram que a água distribuída pelo município do Seixal, cumpre os valores paramétricos definidos no Decreto -Lei nº 306/2007 de 27 de Agosto, alterado pelo Decreto - Lei nº 152/2017 de 07 de Dezembro.

O Vereador do Pelouro do Ambiente, Serviços Urbanos, Energia e Espaço Público:  Joaquim Tavares

Data da publicitação no website: 2019-05-07

Em conformidade com o Decreto-Lei n.º 306/2007, de 27 de agosto, alterado pelo Decreto - Lei n.º 152/2017 de 07 de dezembro, procedeu-se à verificação da qualidade da água da rede pública, através de análises periódicas na torneira do consumidor, segundo o Programa de Controlo da Qualidade da Água (PCQA) aprovado pela autoridade competente (ERSAR).

Parâmetro (unidades)	Valor Paramétrico (VP) fixado no DL 306/2007	Valores obtidos		N.º Análises superiores VP	% Cumprimento do VP	N.º Análises (PCQA)		% Análises Realizadas
		Mínimo	Máximo			Agendadas	Realizadas	
<i>Escherichia coli</i> (N/100 ml)	0	0	0	0	100%	9	9	100%
Bactérias coliformes (N/100 ml)	0	0	0	0	100%	9	9	100%
Desinfetante residual (mg/L)	---	0,12	0,15	---	---	9	9	100%
Alumínio (µg/L Al)	200	---	---	---	100%	0	0	---
Amónio (mg/L NH ₄)	0,50	---	---	---	---	0	0	---
Número de colónias a 22 °C (N/ml)	Sem alteração anormal	1	72	---	---	3	3	100%
Número de colónias a 37 °C (N/ml)	Sem alteração anormal	10	22	---	---	3	3	100%
Condutividade (µS/cm a 20°C)	2500	326	354	0	100%	3	3	100%
<i>Clostridium perfringens</i> (N/100ml)	0	---	---	---	---	0	0	---
Cor (mg/L PtCo)	20	<5	<5	0	100%	3	3	100%
pH (Unidades pH)	≥6,5 e ≤9	6,9	7,8	0	100%	3	3	100%
Ferro (µg/L Fe)	200	---	---	---	---	0	0	---
Manganês (µg/L Mn)	50	<10	<10	0	100%	3	3	100%
Nitratos (mg/L NO ₃)	50	---	---	---	---	0	0	---
Nitritos (mg/L NO ₂)	0,5	---	---	---	---	0	0	---
Oxidabilidade (mg/L O ₂)	5	---	---	---	---	0	0	---
Cheiro a 25°C (Factor de diluição)	3	<3	<3	0	100%	3	3	100%
Sabor a 25°C (Factor de diluição)	3	<3	<3	0	100%	3	3	100%
Turvação (NTU)	4	<0,7	<0,7	0	100%	3	3	100%
Antimónio (µg/L Sb)	5	---	---	---	---	0	0	---
Arsénio (µg/L As)	10	---	---	---	---	0	0	---
Benzeno (µg/L)	1,0	---	---	---	---	0	0	---
Benzo(a)pireno (µg/L)	0,010	---	---	---	---	0	0	---
Boro (mg/L B)	1,0	---	---	---	---	0	0	---
Bromatos (µg/L BrO ₃)	10	---	---	---	---	0	0	---
Cádmio (µg/L Cd)	5,0	---	---	---	---	0	0	---
Cálcio (mg/L Ca)	---	---	---	---	---	0	0	---
Chumbo (µg/L Pb)	25	---	---	---	---	0	0	---
Cianetos (µg/L CN)	50	---	---	---	---	0	0	---
Cobre (mg/L Cu)	2,0	---	---	---	---	0	0	---
Crómio (µg/L Cr)	50	---	---	---	---	0	0	---
1,2 - dicloroetano (µg/L)	3,0	---	---	---	---	0	0	---
Dureza total (mg/L CaCO ₃)	---	---	---	---	---	0	0	---
Enterococos (N/100 mL)	0	0	0	0	100%	3	3	100%
Fluoretos (mg/L F)	1,5	---	---	---	---	0	0	---
Magnésio (mg/L Mg)	---	---	---	---	---	0	0	---
Mercurio (µg/L Hg)	1	---	---	---	---	0	0	---
Níquel (µg/L Ni)	20	---	---	---	---	0	0	---
Selénio (µg/L Se)	10	---	---	---	---	0	0	---
Cloretos (mg/L Cl)	250	---	---	---	---	0	0	---
Sódio (mg/L Na)	200	---	---	---	---	0	0	---
Sulfatos (mg/L SO ₄)	250	---	---	---	---	0	0	---
Carbono Orgânico Total (mg/L C)	Sem alteração anormal	---	---	---	---	0	0	---
Tetracloroetano e Tricloroetano (µg/L):	10	---	---	---	---	0	0	---
Tetracloroetano(µg/L)	---	---	---	---	---	0	0	---
Tricloroetano(µg/L)	---	---	---	---	---	0	0	---
Hidrocarbonetos Aromáticos Policíclicos (µg/L)	0,10	---	---	---	---	0	0	---
Benzo(b)fluoranteno (µg/L)	---	---	---	---	---	0	0	---
Benzo(k)fluoranteno (µg/L)	---	---	---	---	---	0	0	---
Benzo(ghi)perileno (µg/L)	---	---	---	---	---	0	0	---
Indeno(1,2,3-cd)pireno(µg/L)	---	---	---	---	---	0	0	---
Trihalometanos - total (µg/L):	100	---	---	---	---	0	0	---
Clorofórmio(µg/L)	---	---	---	---	---	0	0	---
Bromofórmio(µg/L)	---	---	---	---	---	0	0	---
Bromodiclorometano(µg/L)	---	---	---	---	---	0	0	---
Dibromoclorometano(µg/L)	---	---	---	---	---	0	0	---
Radão (Bq/L)	500	---	---	---	---	0	0	---
Alfa total (Bq/L)	0,1	---	---	---	---	0	0	---
Beta total (Bq/L)	1,0	---	---	---	---	0	0	---
Dose indicativa total (mSv)	0,10	---	---	---	---	0	0	---

Os resultados analíticos obtidos na zona de abastecimento de Casal do Marco demonstram que a água distribuída pelo município do Seixal cumpre os valores paramétricos definidos no Decreto -Lei nº 306/2007 de 27 de Agosto, alterado pelo Decreto - Lei nº 152/2017 de 07 de Dezembro.

O Vereador do Pelouro do Ambiente, Serviços Urbanos, Energia e Espaço Público: Joaquim Tavares	Data da publicação no website: 2019-05-07
---	---

ZONA DE ABASTECIMENTO: CRUZ DE PAU	2019
---	-------------

Em conformidade com o Decreto-Lei n.º 306/2007, de 27 de agosto, alterado pelo Decreto - Lei n.º 152/2017 de 07 de dezembro, procedeu-se à verificação da qualidade da água da rede pública, através de análises periódicas na torneira do consumidor, segundo o Programa de Controlo da Qualidade da Água (PCQA) aprovado pela autoridade competente (ERSAR).

Parâmetro (unidades)	Valor Paramétrico (VP) fixado no DL 306/2007	Valores obtidos		N.º Análises superiores VP	% Cumprimento do VP	N.º Análises (PCQA)		% Análises Realizadas
		Mínimo	Máximo			Agendadas	Realizadas	
Escherichia coli (N/100 ml)	0	0	0	0	100%	29	29	100%
Bactérias coliformes (N/100 ml)	0	0	0	0	100%	29	29	100%
Desinfetante residual (mg/L)	---	0,11	0,16	---	---	29	29	100%
Alumínio (µg/L Al)	200	---	---	---	---	0	0	---
Amónio (mg/L NH ₃)	0,50	---	---	---	---	0	0	---
Número de colónias a 22 °C (N/ml)	Sem alteração anormal	0	10	---	---	5	5	100%
Número de colónias a 37 °C (N/ml)	Sem alteração anormal	0	6	---	---	5	5	100%
Condutividade (µS/cm a 20°C)	2500	374	389	0	100%	5	5	100%
Clostridium perfringens (N/100ml)	0	---	---	---	---	0	0	---
Cor (mg/L PtCo)	20	<5	<5	0	100%	5	5	100%
pH (Unidades pH)	≥6,5 e ≤9	7,7	7,7	0	100%	5	5	100%
Ferro (µg/L Fe)	200	---	---	---	---	0	0	---
Manganês (µg/L Mn)	50	---	---	---	---	0	0	---
Nitratos (mg/L NO ₃)	50	---	---	---	---	0	0	---
Nitritos (mg/L NO ₂)	0,5	---	---	---	---	0	0	---
Oxidabilidade (mg/L O ₂)	5	---	---	---	---	0	0	---
Cheiro a 25°C (Factor de diluição)	3	<3	<3	0	100%	5	5	100%
Sabor a 25°C (Factor de diluição)	3	<3	<3	0	100%	5	5	100%
Turvação (NTU)	4	<0,7	<0,7	0	100%	5	5	100%
Antimónio (µg/L Sb)	5	---	---	---	---	0	0	---
Arsénio (µg/L As)	10	---	---	---	---	0	0	---
Benzeno (µg/L)	1,0	---	---	---	---	0	0	---
Benzo(a)pireno (µg/L)	0,010	---	---	---	---	0	0	---
Boro (mg/L B)	1,0	---	---	---	---	0	0	---
Bromatos (µg/L BrO ₃)	10	---	---	---	---	0	0	---
Cádmio (µg/L Cd)	5,0	---	---	---	---	0	0	---
Cálcio (mg/L Ca)	---	---	---	---	---	0	0	---
Chumbo (µg/L Pb)	25	---	---	---	---	0	0	---
Cianetos (µg/L CN)	50	---	---	---	---	0	0	---
Cobre (mg/L Cu)	2,0	---	---	---	---	0	0	---
Crómio (µg/L Cr)	50	---	---	---	---	0	0	---
1,2 - dicloroetano (µg/L)	3,0	---	---	---	---	0	0	---
Dureza total (mg/L CaCO ₃)	---	---	---	---	---	0	0	---
Enterococos (N/100 mL)	0	0	0	0	100%	5	5	100%
Fluoretos (mg/L F)	1,5	---	---	---	---	0	0	---
Magnésio (mg/L Mg)	---	---	---	---	---	0	0	---
Mercurio (µg/L Hg)	1	---	---	---	---	0	0	---
Níquel (µg/L Ni)	20	---	---	---	---	0	0	---
Selénio (µg/L Se)	10	---	---	---	---	0	0	---
Cloretos (mg/L Cl)	250	---	---	---	---	0	0	---
Sódio (mg/L Na)	200	---	---	---	---	0	0	---
Sulfatos (mg/L SO ₄)	250	---	---	---	---	0	0	---
Carbono Orgânico Total (mg/L C)	Sem alteração anormal	---	---	---	---	0	0	---
Tetracloroetano e Tricloroetano (µg/L):	10	---	---	---	---	0	0	---
Tetracloroetano(µg/L)	---	---	---	---	---	0	0	---
Tricloroetano(µg/L)	---	---	---	---	---	0	0	---
Hidrocarbonetos Aromáticos Policíclicos (µg/L):	0,10	---	---	---	---	0	0	---
Benzo(b)fluoranteno (µg/L)	---	---	---	---	---	0	0	---
Benzo(k)fluoranteno (µg/L)	---	---	---	---	---	0	0	---
Benzo(ghi)perileno (µg/L)	---	---	---	---	---	0	0	---
Indeno(1,2,3-cd)pireno(µg/L)	---	---	---	---	---	0	0	---
Trihalometanos - total (µg/L):	100	---	---	---	---	0	0	---
Clorofórmio(µg/L)	---	---	---	---	---	0	0	---
Bromofórmio(µg/L)	---	---	---	---	---	0	0	---
Bromodiclorometano(µg/L)	---	---	---	---	---	0	0	---
Dibromoclorometano(µg/L)	---	---	---	---	---	0	0	---
Radão (Bq/L)	500	---	---	---	---	0	0	---
Alfa total (Bq/L)	0,1	---	---	---	---	0	0	---
Beta total (Bq/L)	1,0	---	---	---	---	0	0	---
Dose indicativa total (mSv)	0,10	---	---	---	---	0	0	---

Os resultados analíticos obtidos na zona de abastecimento de Cruz de Pau demonstram que a água distribuída pelo município do Seixal cumpre os valores paramétricos definidos no Decreto -Lei n.º 306/2007 de 27 de Agosto, alterado pelo Decreto - Lei n.º 152/2017 de 07 de Dezembro.

O Vereador do Pelouro do Ambiente, Serviços Urbanos, Energia e Espaço Público: Joaquim Tavares	Data da publicação no website: 2019-05-07
--	---

Em conformidade com o Decreto-Lei n.º 306/2007, de 27 de agosto, alterado pelo Decreto - Lei n.º 152/2017 de 07 de dezembro, procedeu-se à verificação da qualidade da água da rede pública, através de análises periódicas na torneira do consumidor, segundo o Programa de Controlo da Qualidade da Água (PCQA) aprovado pela autoridade competente (ERSAR).

Parâmetro (unidades)	Valor Paramétrico (VP) fixado no DL 306/2007	Valores obtidos		N.º Análises superiores VP	% Cumprimento do VP	N.º Análises (PCQA)		% Análises Realizadas
		Mínimo	Máximo			Agendadas	Realizadas	
<i>Escherichia coli</i> (N/100 ml)	0	0	0	0	100%	13	13	100%
Bactérias coliformes (N/100 ml)	0	0	0	0	100%	13	13	100%
Desinfetante residual (mg/L)	---	0,13	0,16	---	---	13	13	100%
Alumínio (µg/L Al)	200	---	---	---	---	0	0	---
Amónio (mg/L NH ₄)	0,50	---	---	---	---	0	0	---
Número de colónias a 22 °C (N/ml)	Sem alteração anormal	0	14	---	---	6	6	100%
Número de colónias a 37 °C (N/ml)	Sem alteração anormal	0	7	---	---	6	6	100%
Condutividade (µS/cm a 20°C)	2500	232	265	0	100%	6	6	100%
<i>Clostridium perfringens</i> (N/100ml)	0	---	---	---	---	0	0	---
Cor (mg/L PtCo)	20	<5	<5	0	100%	6	6	100%
pH (Unidades pH)	≥6,5 e ≤9	6,8	6,9	0	100%	6	6	100%
Ferro (µg/L Fe)	200	---	---	---	---	0	0	---
Manganês (µg/L Mn)	50	---	---	---	---	0	0	---
Nitratos (mg/L NO ₃)	50	---	---	---	---	0	0	---
Nitritos (mg/L NO ₂)	0,5	---	---	---	---	0	0	---
Oxidabilidade (mg/L O ₂)	5	---	---	---	---	0	0	---
Cheiro a 25°C (Factor de diluição)	3	<3	<3	0	100%	6	6	100%
Sabor a 25°C (Factor de diluição)	3	<3	<3	0	100%	6	6	100%
Turvação (NTU)	4	<0,7	4	0	100%	6	6	100%
Antimónio (µg/L Sb)	5	---	---	---	---	0	0	---
Arsénio (µg/L As)	10	---	---	---	---	0	0	---
Benzeno (µg/L)	1,0	---	---	---	---	0	0	---
Benzo(a)pireno (µg/L)	0,010	---	---	---	---	0	0	---
Boro (mg/L B)	1,0	---	---	---	---	0	0	---
Bromatos (µg/L BrO ₃)	10	---	---	---	---	0	0	---
Cádmio (µg/L Cd)	5,0	---	---	---	---	0	0	---
Cálcio (mg/L Ca)	---	---	---	---	---	0	0	---
Chumbo (µg/L Pb)	25	---	---	---	---	0	0	---
Cianetos (µg/L CN)	50	---	---	---	---	0	0	---
Cobre (mg/L Cu)	2,0	---	---	---	---	0	0	---
Crómio (µg/L Cr)	50	---	---	---	---	0	0	---
1,2 - dicloroetano (µg/L)	3,0	---	---	---	---	0	0	---
Dureza total (mg/L CaCO ₃)	---	---	---	---	---	0	0	---
Enterococos (N/100 mL)	0	0	0	0	100%	6	6	100%
Fluoretos (mg/L F)	1,5	---	---	---	---	0	0	---
Magnésio (mg/L Mg)	---	---	---	---	---	0	0	---
Mercurio (µg/L Hg)	1	---	---	---	---	0	0	---
Níquel (µg/L Ni)	20	---	---	---	---	0	0	---
Selénio (µg/L Se)	10	---	---	---	---	0	0	---
Cloretos (mg/L Cl)	250	---	---	---	---	0	0	---
Sódio (mg/L Na)	200	---	---	---	---	0	0	---
Sulfatos (mg/L SO ₄)	250	---	---	---	---	0	0	---
Carbono Orgânico Total (mg/L C)	Sem alteração anormal	---	---	---	---	0	0	---
Tetracloroetano e Tricloroetano (µg/L):	10	---	---	---	---	0	0	---
Tetracloroetano(µg/L)	---	---	---	---	---	0	0	---
Tricloroetano(µg/L)	---	---	---	---	---	0	0	---
Hidrocarbonetos Aromáticos Policíclicos (µg/L)	0,10	---	---	---	---	0	0	---
Benzo(b)fluoranteno (µg/L)	---	---	---	---	---	0	0	---
Benzo(k)fluoranteno (µg/L)	---	---	---	---	---	0	0	---
Benzo(ghi)perileno (µg/L)	---	---	---	---	---	0	0	---
Indeno(1,2,3-cd)pireno(µg/L)	---	---	---	---	---	0	0	---
Trihalometanos - total (µg/L):	100	---	---	---	---	0	0	---
Clorofórmio(µg/L)	---	---	---	---	---	0	0	---
Bromofórmio(µg/L)	---	---	---	---	---	0	0	---
Bromodiclorometano(µg/L)	---	---	---	---	---	0	0	---
Dibromoclorometano(µg/L)	---	---	---	---	---	0	0	---
Radão (Bq/L)	500	---	---	---	---	0	0	---
Alfa total (Bq/L)	0,1	---	---	---	---	0	0	---
Beta total (Bq/L)	1,0	---	---	---	---	0	0	---
Dose indicativa total (mSv)	0,10	---	---	---	---	0	0	---

Os resultados analíticos obtidos na zona de abastecimento de Fernão Ferro demonstram que a água distribuída pelo município do Seixal cumpre os valores paramétricos definidos no Decreto -Lei n.º 306/2007 de 27 de Agosto, alterado pelo Decreto - Lei n.º 152/2017 de 07 de Dezembro.

O Vereador do Pelouro do Ambiente, Serviços Urbanos, Energia e Espaço Público: Joaquim Tavares	Data da publicação no website: 2019-05-07
--	--

Câmara Municipal do Seixal	DADOS DO CONTROLO DA QUALIDADE DA ÁGUA PARA CONSUMO HUMANO NO CONCELHO DO SEIXAL	1º TRIMESTRE
	ZONA DE ABASTECIMENTO: PONTA DOS CORVOS	2019

Em conformidade com o Decreto-Lei n.º 306/2007, de 27 de agosto, alterado pelo Decreto - Lei n.º 152/2017 de 07 de dezembro, procedeu-se à verificação da qualidade da água da rede pública, através de análises periódicas na torneira do consumidor, segundo o Programa de Controlo da Qualidade da Água (PCQA) aprovado pela autoridade competente (ERSAR).

Parâmetro (unidades)	Valor Paramétrico (VP) fixado no DL 306/2007	Valores obtidos		N.º Análises superiores VP	% Cumprimento do VP	N.º Análises (PCQA)		% Análises Realizadas
		Mínimo	Máximo			Agendadas	Realizadas	
Escherichia coli (N/100 ml)	0	0	0	0	100%	1	1	100%
Bactérias coliformes (N/100 ml)	0	0	0	0	100%	1	1	100%
Desinfetante residual (mg/L)	---	0,10	0,10	---	---	1	1	100%
Alumínio (µg/L Al)	200	---	---	---	---	0	0	---
Amónio (mg/L NH ₄)	0,50	---	---	---	---	0	0	---
Número de colónias a 22 °C (N/ml)	Sem alteração anormal	---	---	---	---	0	0	---
Número de colónias a 37 °C (N/ml)	Sem alteração anormal	---	---	---	---	0	0	---
Condutividade (µS/cm a 20°C)	2500	---	---	---	---	0	0	---
Clostridium perfringens (N/100ml)	0	---	---	---	---	0	0	---
Cor (mg/L PtCo)	20	---	---	---	---	0	0	---
pH (Unidades pH)	≥6,5 e ≤9	---	---	---	---	0	0	---
Ferro (µg/L Fe)	200	---	---	---	---	0	0	---
Manganês (µg/L Mn)	50	---	---	---	---	0	0	---
Nitratos (mg/L NO ₃)	50	---	---	---	---	0	0	---
Nitritos (mg/L NO ₂)	0,5	---	---	---	---	0	0	---
Oxidabilidade (mg/L O ₂)	5	---	---	---	---	0	0	---
Cheiro a 25°C (Factor de diluição)	3	---	---	---	---	0	0	---
Sabor a 25°C (Factor de diluição)	3	---	---	---	---	0	0	---
Turvação (NTU)	4	---	---	---	---	0	0	---
Antimónio (µg/L Sb)	5	---	---	---	---	0	0	---
Arsénio (µg/L As)	10	---	---	---	---	0	0	---
Benzeno (µg/L)	1,0	---	---	---	---	0	0	---
Benzo(a)pireno (µg/L)	0,010	---	---	---	---	0	0	---
Boro (mg/L B)	1,0	---	---	---	---	0	0	---
Bromatos (µg/L BrO ₃)	10	---	---	---	---	0	0	---
Cádmio (µg/L Cd)	5,0	---	---	---	---	0	0	---
Cálcio (mg/L Ca)	---	---	---	---	---	0	0	---
Chumbo (µg/L Pb)	25	---	---	---	---	0	0	---
Cianetos (µg/L CN)	50	---	---	---	---	0	0	---
Cobre (mg/L Cu)	2,0	---	---	---	---	0	0	---
Crómio (µg/L Cr)	50	---	---	---	---	0	0	---
1,2 - dicloroetano (µg/L)	3,0	---	---	---	---	0	0	---
Dureza total (mg/L CaCO ₃)	---	---	---	---	---	0	0	---
Enterococos (N/100 mL)	0	---	---	---	---	0	0	---
Fluoretos (mg/L F)	1,5	---	---	---	---	0	0	---
Magnésio (mg/L Mg)	---	---	---	---	---	0	0	---
Mercúrio (µg/L Hg)	1	---	---	---	---	0	0	---
Níquel (µg/L Ni)	20	---	---	---	---	0	0	---
Selénio (µg/L Se)	10	---	---	---	---	0	0	---
Cloretos (mg/L Cl)	250	---	---	---	---	0	0	---
Sódio (mg/L Na)	200	---	---	---	---	0	0	---
Sulfatos (mg/L SO ₄)	250	---	---	---	---	0	0	---
Carbono Orgânico Total (mg/L C)	Sem alteração anormal	---	---	---	---	0	0	---
Tetracloroetano e Tricloroetano (µg/L):	10	---	---	---	---	0	0	---
Tetracloroetano(µg/L)	---	---	---	---	---	0	0	---
Tricloroetano(µg/L)	---	---	---	---	---	0	0	---
Hidrocarbonetos Aromáticos Policíclicos (µg/L)	0,10	---	---	---	---	0	0	---
Benzo(b)fluoranteno (µg/L)	---	---	---	---	---	0	0	---
Benzo(k)fluoranteno (µg/L)	---	---	---	---	---	0	0	---
Benzo(ghi)perileno (µg/L)	---	---	---	---	---	0	0	---
Indeno(1,2,3-cd)pireno(µg/L)	---	---	---	---	---	0	0	---
Trihalometanos - total (µg/L):	100	---	---	---	---	0	0	---
Clorofórmio(µg/L)	---	---	---	---	---	0	0	---
Bromofórmio(µg/L)	---	---	---	---	---	0	0	---
Bromodiclorometano(µg/L)	---	---	---	---	---	0	0	---
Dibromoclorometano(µg/L)	---	---	---	---	---	0	0	---
Radão (Bq/L)	500	---	---	---	---	0	0	---
Alfa total (Bq/L)	0,1	---	---	---	---	0	0	---
Beta total (Bq/L)	1,0	---	---	---	---	0	0	---
Dose indicativa total (mSv)	0,10	---	---	---	---	0	0	---

Os resultados analíticos obtidos na zona de abastecimento de Ponta dos Corvos demonstram que a água distribuída pelo município do Seixal cumpre os valores paramétricos definidos no Decreto -Lei n.º 306/2007 de 27 de Agosto, alterado pelo Decreto - Lei n.º 152/2017 de 07 de Dezembro.

O Vereador do Pelouro do Ambiente, Serviços Urbanos, Energia e Espaço Público: Joaquim Tavares



Data da publicação no website:

2019-05-07


Câmara Municipal do Seixal	DADOS DO CONTROLO DA QUALIDADE DA ÁGUA PARA CONSUMO HUMANO NO CONCELHO DO SEIXAL	1º TRIMESTRE
	ZONA DE ABASTECIMENTO: SANTA MARTA	2019

Em conformidade com o Decreto-Lei n.º 306/2007, de 27 de agosto, alterado pelo Decreto - Lei n.º 152/2017 de 07 de dezembro, procedeu-se à verificação da qualidade da água da rede pública, através de análises periódicas na torneira do consumidor, segundo o Programa de Controlo da Qualidade da Água (PCQA) aprovado pela autoridade competente (ERSAR).

Parâmetro (unidades)	Valor Paramétrico (VP) fixado no DL 306/2007	Valores obtidos		N.º Análises superiores VP	% Cumprimento do VP	N.º Análises (PCQA)		% Análises Realizadas
		Mínimo	Máximo			Agendadas	Realizadas	
Escherichia coli (N/100 ml)	0	0	0	0	100%	29	29	100%
Bactérias coliformes (N/100 ml)	0	0	0	0	100%	29	29	100%
Desinfetante residual (mg/L)	---	0,12	0,15	---	---	29	29	100%
Alumínio (µg/L Al)	200	---	---	---	---	0	0	---
Amónio (mg/L NH ₄)	0,50	---	---	---	---	0	0	---
Número de colónias a 22 °C (N/ml)	Sem alteração anormal	0	9	---	---	8	8	100%
Número de colónias a 37 °C (N/ml)	Sem alteração anormal	0	5	---	---	8	8	100%
Condutividade (µS/cm a 20°C)	2500	527	563	0	100%	8	8	100%
Clostridium perfringens (N/100ml)	0	---	---	---	---	0	0	---
Cor (mg/L PtCo)	20	<5	7	0	100%	8	8	100%
pH (Unidades pH)	≥6,5 e ≤9	6,6	7,3	0	100%	8	8	100%
Ferro (µg/L Fe)	200	---	---	---	---	0	0	---
Manganês (µg/L Mn)	50	---	---	---	---	0	0	---
Nitratos (mg/L NO ₃)	50	22	30	0	100%	8	8	100%
Nitritos (mg/L NO ₂)	0,5	---	---	---	---	0	0	---
Oxidabilidade (mg/L O ₂)	5	---	---	---	---	0	0	---
Cheiro a 25°C (Factor de diluição)	3	<3	<3	0	100%	8	8	100%
Sabor a 25°C (Factor de diluição)	3	<3	<3	0	100%	8	8	100%
Turvação (NTU)	4	<0,7	<0,7	0	100%	8	8	100%
Antimónio (µg/L Sb)	5	---	---	---	---	---	---	---
Arsénio (µg/L As)	10	---	---	---	---	---	---	---
Benzeno (µg/L)	1,0	---	---	---	---	---	---	---
Benzo(a)pireno (µg/L)	0,010	---	---	---	---	---	---	---
Boro (mg/L B)	1,0	---	---	---	---	---	---	---
Bromatos (µg/L BrO ₃)	10	---	---	---	---	---	---	---
Cádmio (µg/L Cd)	5,0	---	---	---	---	---	---	---
Cálcio (mg/L Ca)	---	---	---	---	---	---	---	---
Chumbo (µg/L Pb)	25	---	---	---	---	---	---	---
Cianetos (µg/L CN)	50	---	---	---	---	---	---	---
Cobre (mg/L Cu)	2,0	---	---	---	---	---	---	---
Crómio (µg/L Cr)	50	---	---	---	---	---	---	---
1,2 - dicloroetano (µg/L)	3,0	---	---	---	---	---	---	---
Dureza total (mg/L CaCO ₃)	---	---	---	---	---	---	---	---
Enterococos (N/100 mL)	0	0	0	0	100%	8	8	100%
Fluoretos (mg/L F)	1,5	---	---	---	---	---	---	---
Magnésio (mg/L Mg)	---	---	---	---	---	---	---	---
Mercúrio (µg/L Hg)	1	---	---	---	---	---	---	---
Níquel (µg/L Ni)	20	---	---	---	---	---	---	---
Selénio (µg/L Se)	10	---	---	---	---	---	---	---
Cloretos (mg/L Cl)	250	---	---	---	---	---	---	---
Sódio (mg/L Na)	200	---	---	---	---	---	---	---
Sulfatos (mg/L SO ₄)	250	---	---	---	---	---	---	---
Carbono Orgânico Total (mg/L C)	Sem alteração anormal	---	---	---	---	---	---	---
Tetracloroetano e Tricloroetano (µg/L):	10	---	---	---	---	---	---	---
Tetracloroetano(µg/L)	---	---	---	---	---	---	---	---
Tricloroetano(µg/L)	---	---	---	---	---	---	---	---
Hidrocarbonetos Aromáticos Policíclicos (µg/L)	0,10	---	---	---	---	---	---	---
Benzo(b)fluoranteno (µg/L)	---	---	---	---	---	---	---	---
Benzo(k)fluoranteno (µg/L)	---	---	---	---	---	---	---	---
Benzo(ghi)perileno (µg/L)	---	---	---	---	---	---	---	---
Indeno(1,2,3-cd)pireno(µg/L)	---	---	---	---	---	---	---	---
Trihalometanos - total (µg/L):	100	---	---	---	---	---	---	---
Clorofórmio(µg/L)	---	---	---	---	---	---	---	---
Bromofórmio(µg/L)	---	---	---	---	---	---	---	---
Bromodiclorometano(µg/L)	---	---	---	---	---	---	---	---
Dibromoclorometano(µg/L)	---	---	---	---	---	---	---	---
Radão (Bq/L)	500	---	---	---	---	---	---	---
Alfa total (Bq/L)	0,1	---	---	---	---	---	---	---
Beta total (Bq/L)	1,0	---	---	---	---	---	---	---
Dose indicativa total (mSv)	0,10	---	---	---	---	---	---	---

Os resultados analíticos obtidos na zona de abastecimento de Santa Marta demonstram que a água distribuída pelo município do Seixal cumpre os valores paramétricos definidos no Decreto -Lei nº 306/2007 de 27 de Agosto, alterado pelo Decreto - Lei nº 152/2017 de 07 de Dezembro.

O Vereador do Pelouro do Ambiente, Serviços Urbanos, Energia e Espaço Público: Joaquim Tavares



Data da publicação no website:

2019-05-07


Câmara Municipal do Seixal	DADOS DO CONTROLO DA QUALIDADE DA ÁGUA PARA CONSUMO HUMANO NO CONCELHO DO SEIXAL	1º TRIMESTRE
	ZONA DE ABASTECIMENTO: TORRE DA MARINHA	2019

Em conformidade com o Decreto-Lei n.º 306/2007, de 27 de agosto, alterado pelo Decreto - Lei n.º 152/2017 de 07 de dezembro, procedeu-se à verificação da qualidade da água da rede pública, através de análises periódicas na torneira do consumidor, segundo o Programa de Controlo da Qualidade da Água (PCQA) aprovado pela autoridade competente (ERSAR).

Parâmetro (unidades)	Valor Paramétrico (VP) fixado no DL 306/2007	Valores obtidos		N.º Análises superiores VP	% Cumprimento do VP	N.º Análises (PCQA)		% Análises Realizadas
		Mínimo	Máximo			Agendadas	Realizadas	
Escherichia coli (N/100 ml)	0	0	0	0	100%	21	21	100%
Bactérias coliformes (N/100 ml)	0	0	0	0	100%	21	21	100%
Desinfetante residual (mg/L)	---	0,10	0,21	---	---	21	21	100%
Alumínio (µg/L Al)	200	---	---	---	---	---	---	---
Amónio (mg/L NH ₃)	0,50	---	---	---	---	---	---	---
Número de colónias a 22 °C (N/ml)	Sem alteração anormal	0	10	---	---	6	6	100%
Número de colónias a 37 °C (N/ml)	Sem alteração anormal	2	7	---	---	6	6	100%
Condutividade (µS/cm a 20°C)	2500	287	305	0	100%	6	6	100%
Clostridium perfringens (N/100ml)	0	---	---	---	---	---	---	---
Cor (mg/L PtCo)	20	<5	<5	0	100%	6	6	100%
pH (Unidades pH)	≥6,5 e ≤9	7,1	7,8	0	100%	6	6	100%
Ferro (µg/L Fe)	200	---	---	---	---	---	---	---
Manganês (µg/L Mn)	50	---	---	---	---	---	---	---
Nitratos (mg/L NO ₃)	50	---	---	---	---	---	---	---
Nitritos (mg/L NO ₂)	0,5	---	---	---	---	---	---	---
Oxidabilidade (mg/L O ₂)	5	---	---	---	---	---	---	---
Cheiro a 25°C (Factor de diluição)	3	<3	<3	0	100%	6	6	100%
Sabor a 25°C (Factor de diluição)	3	<3	<3	0	100%	6	6	100%
Turvação (NTU)	4	<0,7	<0,7	0	100%	6	6	100%
Antimónio (µg/L Sb)	5	---	---	---	---	0	0	---
Arsénio (µg/L As)	10	---	---	---	---	0	0	---
Benzeno (µg/L)	1,0	---	---	---	---	0	0	---
Benzo(a)pireno (µg/L)	0,010	---	---	---	---	0	0	---
Boro (mg/L B)	1,0	---	---	---	---	0	0	---
Bromatos (µg/L BrO ₃)	10	---	---	---	---	0	0	---
Cádmio (µg/L Cd)	5,0	---	---	---	---	0	0	---
Cálcio (mg/L Ca)	---	---	---	---	---	0	0	---
Chumbo (µg/L Pb)	25	---	---	---	---	0	0	---
Cianetos (µg/L CN)	50	---	---	---	---	0	0	---
Cobre (mg/L Cu)	2,0	---	---	---	---	0	0	---
Crómio (µg/L Cr)	50	---	---	---	---	0	0	---
1,2 - dicloroetano (µg/L)	3,0	---	---	---	---	0	0	---
Dureza total (mg/L CaCO ₃)	---	---	---	---	---	0	0	---
Enterococos (N/100 mL)	0	0	0	0	100%	6	6	100%
Fluoretos (mg/L F)	1,5	---	---	---	---	0	0	---
Magnésio (mg/L Mg)	---	---	---	---	---	0	0	---
Mercurio (µg/L Hg)	1	---	---	---	---	0	0	---
Níquel (µg/L Ni)	20	---	---	---	---	0	0	---
Selénio (µg/L Se)	10	---	---	---	---	0	0	---
Cloreto (mg/L Cl)	250	---	---	---	---	0	0	---
Sódio (mg/L Na)	200	---	---	---	---	0	0	---
Sulfatos (mg/L SO ₄)	250	---	---	---	---	0	0	---
Carbono Orgânico Total (mg/L C)	Sem alteração anormal	---	---	---	---	0	0	---
Tetracloroetano e Tricloroetano (µg/L):	10	---	---	---	---	0	0	---
Tetracloroetano(µg/L)	---	---	---	---	---	0	0	---
Tricloroetano(µg/L)	---	---	---	---	---	0	0	---
Hidrocarbonetos Aromáticos Policíclicos (µg/L)	0,10	---	---	---	---	0	0	---
Benzo(b)fluoranteno (µg/L)	---	---	---	---	---	0	0	---
Benzo(k)fluoranteno (µg/L)	---	---	---	---	---	0	0	---
Benzo(ghi)perileno (µg/L)	---	---	---	---	---	0	0	---
Indeno(1,2,3-cd)pireno(µg/L)	---	---	---	---	---	0	0	---
Trihalometanos - total (µg/L):	100	---	---	---	---	0	0	---
Clorofórmio(µg/L)	---	---	---	---	---	0	0	---
Bromofórmio(µg/L)	---	---	---	---	---	0	0	---
Bromodiclorometano(µg/L)	---	---	---	---	---	0	0	---
Dibromoclorometano(µg/L)	---	---	---	---	---	0	0	---
Radão (Bq/L)	500	---	---	---	---	0	0	---
Alfa total (Bq/L)	0,1	---	---	---	---	0	0	---
Beta total (Bq/L)	1,0	---	---	---	---	0	0	---
Dose indicativa total (mSv)	0,10	---	---	---	---	0	0	---

Os resultados analíticos obtidos na zona de abastecimento da Torre da Marinha demonstram que a água distribuída pelo município do Seixal cumpre os valores paramétricos definidos no Decreto -Lei nº 306/2007 de 27 de Agosto, alterado pelo Decreto - Lei nº 152/2017 de 07 de Dezembro.

O Vereador do Pelouro do Ambiente, Serviços Urbanos, Energia e Espaço Público: Joaquim Tavares



Data da publicação no website:

2019-05-07